

Originally Processed With FOIA(s):  
1998-0001-F; 2005-0995-F; 2025-0373-S

FOIA Number:  
2025-0373-S

# FOIA MARKER

**This is not a textual record. This is used as an administrative marker by the George Bush Presidential Library Staff.**

---

**Record Group/Collection:** George H.W. Bush Presidential Records  
**Collection/Office of Origin:** Chief of Staff, White House Office of  
**Series:** Card, Andrew, Files  
**Subseries:**

---

**OA/ID Number:** 02719  
**Folder ID Number:** 02719-003

---

**Folder Title:**  
Radio Marti

---

Stack:	Row:	Section:	Shelf:	Position:
<b>G</b>	<b>15</b>	<b>21</b>	<b>6</b>	

---

UNCLASSIFIED

RADIO MARTI  
File

CLASSIFICATION

CIRCLE ONE BELOW

IMMEDIATE

PRIORITY

ROUTINE

MODE

SECURE FAX #

ADMIN FAX # 01

PAGES 4

DTG 012251Z APR 90

RELEASER

FROM - LOCATION:

1. JORGE MAS JK

TO - LOCATION - TIME OF RECEIPT:

- 1. ROBERT GATES
- 2. Hughes
- 3. Pryce
- 4. Pacelli
- 5. Card
- 6. \_\_\_\_\_
- 7. \_\_\_\_\_

INFORMATION ADDRESSES - LOCATION - TIME OF RECEIPT:

- 1. \_\_\_\_\_ 012255Z
- 2. \_\_\_\_\_

SPECIAL INSTRUCTIONS - REMARKS:

WHITE HOUSE  
 90 APR 1 17:35  
 SITUATION ROOM

UNCLASSIFIED

CLASSIFICATION



**THE CUBAN AMERICAN NATIONAL FOUNDATION**

1000 Thomas Jefferson Street, N.W., Suite 601  
 Washington, D.C. 20007  
 (202) 265-2822

URGENT

PLEASE DELIVER THE FOLLOWING TO:

NAME:

ROBERT GATES

LOCATION:

NSC

FROM:

JORGE MAS

# OF PAGES:

\_\_\_\_\_ (incl. cover letter)

DATE:

4-1-90

TIME:

\_\_\_\_\_

COMMENTS:

Also copy for: NSC

Philip Hughes - Ex Sec

William Pryce - LATIN AMERICA


DAVID FACELLI - "

Many thanks

IF YOU DO NOT RECEIVE ALL PAGES PLEASE CALL BACK AS SOON AS POSSIBLE

PHONE: (202) 265-2822

RETURN FAX #: (202) 338-0308

**THE CUBAN AMERICAN NATIONAL FOUNDATION**

1000 Thomas Jefferson Street, N.W., Suite 601

Washington, D.C. 20007

(202) 265-2822

UNCLASSIFIED

March 1, 1990

MEMORANDUM FOR ANDREW CARD

Assistant to the President and Deputy to the  
Chief of Staff

ROBERT GATES

Deputy Assistant to the President for National  
Security Affairs

FROM:

JORGE MAS *om*Chairman, President's Advisory Board on Radio  
Broadcasting to Cuba

SUBJECT:

TV MARTI -- CUBAN AUDIENCE RECEPTION

I learned this morning that the highly regarded Radio Marti Audience Research team had just completed their first detailed analysis of the ability of the Cuban people to receive TV Marti in light jamming by the Cuban government. The report is so encouraging that I wanted to pass it on immediately because it is my understanding that the President will be speaking to the National Association of Broadcasters (NAB) on Monday morning.

As you know, NAB has opposed TV Marti because: 1) fears that television stations signals in South Florida would suffer interference from TV Marti; 2) Castro would jam U.S. radio stations; 3) the Cuban people would be unable to see TV Marti because Castro could jam the signal. NTIA and FCC have been monitoring TV Marti testing and so far no interference of domestic television has occurred. Castro has not interfered with U.S. radio broadcasting.

The attached report indicates that the signal is being received in numbers that we could not have predicted. Using the same methodology which is used to determine Radio Marti's audience, it appears that a significant segment of the Cuban people are able to receive TV Marti. All in all, TV Marti appears to be off to a splendid start and President Bush merits a good deal of congratulations for pursuing the program.

You may wish to consider briefing the President on the contents of this assessment of the extent to which TV Marti is being received by the Cuban people prior to his appearance before the National Association of Broadcasters.

**United States  
Information  
Agency**

Washington, D.C. 20547

Voice of America



MEMORANDUM TO: VOA/MR Dr. Rolando Bonachea  
FROM: VOA/MR Antonio M. Rivera *AMR*  
DATE: April 2, 1990  
SUBJECT: Preliminary Report on TV Marti Audience

This is to inform you about the results of our Preliminary Report on TV Marti Audience in Cuba based on a survey conducted March 28 through March 31, 1990.

The sample included a total of approximately 500 people of which 300 were willing to be interviewed. Most of our efforts were concentrated in the Miami International Airport Custom Area. People surveyed were: a) Cubans that arrived as Immigrants, b) Cubans that arrived as visitors, c) Cubans that arrived as political refugees, d) Cuban that lived in U.S.A. and visited the Island, e) Cubans that received information through telephone conversation with relatives in Cuba.

The survey show that the TV Marti signal has reached a very significant segment of Cuba population. It has been reported in 12 of Cuba 14 provinces. Our potential audience could be close to 2,800,000 without interference at the present moment. Those living in areas suffering interference (about 2,153,154) are even able to watch during certain period of time.

Interference by the Cuban government has been strong in particular areas of Ciudad de La Habana province municipalities such as Centro Habana, Plaza, Playa and Habana Vieja where most of the embassies personnel, news correspondents and foreigners live in Havana. Number of people reached out of Havana City is so high that compensates for those in the capital that are no able to watch due to heavy interference.

cc: Jorge Mas Canosa  
James M. Skinner

**CUBA**

POPULATION : 10,356,201(\*)  
 REPORTED PROVINCES : (12) of a total of 14 Provinces  
 REPORTED MUNICIPALITIES : (47) of a total of 168 municipalities

POPULATION (Nationally Reached)+ : 4,988,922  
 PERCENTAGE (National Population) : (48.17%)

POPULATION (No Interference) : 2,835,768  
 PERCENTAGE (National Population Reached) : (56.84%)

VERY GOOD : ( 1,438,082)  
 FAIRLY GOOD : ( 514,745)  
 VARIABLE : ( 736,475)  
 WEAK : ( 146,466)

BASED ON SAMPLE REPORTED

POPULATION (Interference) : 2,153,154  
 PERCENTAGE : (43.15%)

HEAVY (Interference) : ( 1,389,040)  
 VARIABLE (Interference) : ( 534,001)  
 LOW (Interference) : ( 230,113)

BASED ON SAMPLE REPORTED

(\*) Anuario Estadístico de Cuba (December 31, 1987)

+ Population in Areas where TV Martí Reached.

**POPULATION REACHED BY PROVINCES  
 (POTENTIAL AUDIENCE)**

PROVINCES	% OF THE PROVINCE POPULATION REACHED	POPULATION NO INTERFERENCE	POPULATION INTERFERENCE
Pinar del Río	45.27%	307,011	N/A
Habana	66.00%	321,051	95,339
Ciudad Habana	100.00%	686,050	1,373,073
Matanzas	64.00%	361,897	16,670
Cienfuegos	36.83%	130,221	N/A
Villa Clara	37.00%	292,646	N/A
Santi Spiritus	33.77%	145,327	N/A
Ciego de Avila	NO DATA		N/A
Camagüey	NO DATA		
Las Tunas	31.43%	150,241	N/A
Holguín	27.09%	261,317	N/A
Granma	23.01%	177,906	N/A
Santiago de Cuba	45.23%	N/A	437,959
Guantanamo	47.50%	230,113	N/A
		2,835,768	2,153,154



**THE CUBAN AMERICAN NATIONAL FOUNDATION**

1000 Thomas Jefferson Street, N.W., Suite 601

Washington, D.C. 20007

(202) 265-2822

UNCLASSIFIED

April 1, 1990

MEMORANDUM FOR ANDREW CARD

Assistant to the President and Deputy to the  
Chief of Staff

ROBERT GATES

Deputy Assistant to the President for National  
Security Affairs

FROM:

JORGE MAS *JM*

Chairman, President's Advisory Board on Radio  
Broadcasting to Cuba

SUBJECT:

TV MARTI -- CUBAN AUDIENCE RECEPTION

I learned this morning that the highly regarded Radio Marti Audience Research team had just completed their first detailed analysis of the ability of the Cuban people to receive TV Marti in light of jamming by the Cuban government. The report is so encouraging that I wanted to pass it on immediately because it is my understanding that the President will be speaking to the National Association of Broadcasters (NAB) on Monday morning.

As you know, NAB has opposed TV Marti because: 1) fears that television stations signals in South Florida would suffer interference from TV Marti; 2) Castro would jam U.S. radio stations; 3) the Cuban people would be unable to see TV Marti because Castro could jam the signal. NTIA and FCC have been monitoring TV Marti testing and so far no interference of domestic television has occurred. Castro has not interfered with U.S. radio broadcasting.

The attached report indicates that the signal is being received in numbers that we could not have predicted. Using the same methodology which is used to determine Radio Marti's audience, it appears that a significant segment of the Cuban people are able to receive TV Marti. All in all, TV Marti appears to be off to a splendid start and President Bush merits a good deal of congratulations for pursuing the program.

You may wish to consider briefing the President on the contents of this assessment of the extent to which TV Marti is being received by the Cuban people prior to his appearance before the National Association of Broadcasters.

cc: William Pryce - NSC, Sr. Dir. for Latin America  
David Pacelli - NSC, Dir. for Latin America  
Phillip Hughes - NSC, Executive Secretary

---

DEPARTMENT OF RESEARCH AND POLICY  
RADIO MARTI

MIAMI OFFICE

SPECIAL REPORT  
TV MARTI  
CUBA  
APRIL/1990

VOA/RM/DRP/RCE/RETUM/T90  
04/90

FOR STAFF BRIEFING ONLY  
NOT FOR USE OR QUOTATION IN BROADCASTS

---

**United States  
Information  
Agency**

Washington, D.C. 20547

Voice of America



MEMORANDUM TO: UOA/MR Dr. Rolando Bonachea  
FROM: UOA/MR Antonio M. Rivera *AMR*  
DATE: April 2, 1990  
SUBJECT: Preliminary Report on TV Marti Audience

This is to inform you about the results of our Preliminary Report on TV Marti Audience in Cuba based on a survey conducted March 28 through March 31, 1990.

The sample included a total of approximately 500 people of which 300 were willing to be interviewed. Most of our efforts were concentrated in the Miami International Airport Custom Area. People surveyed were: a) Cubans that arrived as Immigrants. b) Cubans that arrived as visitors. c) Cubans that arrived as political refugees. d) Cuban that lived in U.S.A. and visited the Island. e) Cubans that received information through telephone conversation with relatives in Cuba.

The survey show that the TV Marti signal has reached a very significant segment of Cuba population. It has been reported in 12 of Cuba 14 provinces. Our potential audience could be close to 2,800,000 without interference at the present moment. Those living in areas suffering interference (about 2,153,154) are even able to watch during certain period of time.

Interference by the Cuban government has been strong in particular areas of Ciudad de La Habana province municipalities such as Centro Habana, Plaza, Playa and Habana Vieja where most of the embassies personnel, news correspondents and foreigners live in Havana. Number of people reached out of Havana City is so high that compensates for those in the capital that are no able to watch due to heavy interference.

cc: Jorge Más Canosa  
James M. Skinner

CUBA

POPULATION : 10,356,201(\*)  
 REPORTED PROVINCES : (12) of a total of 14 Provinces  
 REPORTED MUNICIPALITIES : (47) of a total of 168 municipalities

POPULATION (Nationally Reached)+ : 4,988,922  
 PERCENTAGE (National Population) : (48.17%)

POPULATION (No Interference) : 2,835,768  
 PERCENTAGE (National Population Reached) : (56.84%)  
     VERY GOOD : ( 1,438,082)  
     FAIRLY GOOD : ( 514,745)  
     VARIABLE : ( 736,475)  
     WEAK : ( 146,466)

BASED ON SAMPLE REPORTED

POPULATION (Interference) : 2,153,154  
 PERCENTAGE : (43.15%)  
     HEAVY (Interference) : ( 1,389,040)  
     VARIABLE (Interference) : ( 534,001)  
     LOW (Interference) : ( 230,113)

BASED ON SAMPLE REPORTED

(\*) Anuario Estadístico de Cuba (December 31, 1987)

+ Population in Areas where TV Martí Reached.

POPULATION REACHED BY PROVINCES  
(POTENTIAL AUDIENCE)

PROVINCES	% OF THE PROVINCE POPULATION REACHED	POPULATION NO INTERFERENCE	POPULATION INTERFERENCE
Pinar del Río	45.27%	307,011	N/A
Habana	66.00%	321,051	95,339
Ciudad Habana	100.00%	686,050	1,373,073
Matanzas	64.00%	361,897	16,670
Cienfuegos	36.83%	130,221	N/A
Villa Clara	37.00%	292,646	N/A
Sancti Spiritus	33.77%	145,327	N/A
Ciego de Avila	NO DATA		
Camagüey	NO DATA		
Las Tunas	31.43%	150,241	N/A
Holguín	27.09%	263,317	N/A
Granma	23.01%	177,906	N/A
Santiago de Cuba	45.23%	N/A	437,959
Guantánamo	47.50%	230,113	N/A
		2,835,768	2,153,154





PROVINCIA PINAR DEL RIO

POPULATION : 678,197  
MUNICIPALITIES : (14)  
REPORTED MUNICIPALITIES : (4) of a total of 14 Municipalities  
POPULATION (Reported Municipalities) : 307,011  
PERCENTAGE (Provincial Population) : 45.27%  
BASED ON SAMPLE REPORTED

POPULATION (Areas with no Interference Reported) : 307,011  
PERCENTAGE (No Interference Reported) : (100%)

POPULATION (Areas with Interference Reported) : N/A  
PERCENTAGE (Population Reached) : N/A

RECEPTION QUALITY

POTENTIAL  
AUDIENCE  
REPORTED

% OF THE  
REACHABLE  
POPULATION

TU RECEPTION	(VERY GOOD)	:	198,114	64.53
TU RECEPTION	(FAIRLY GOOD)	:	61,805	20.13
TU RECEPTION	(VARIABLE)	:	47,092	15.34
TU RECEPTION	(WEAK)	:	N/A	N/A
TU RECEPTION	(INTERFERENCE)	:		
HEAVY (Interference)		:		
VARIABLE (Interference)		:		
LOW (Interference)		:		

BASED ON SAMPLE REPORTED

## MUNICIPIO PINAR DEL RIO

POPULATION : 165,034  
PROVINCIAL RANK : (1) of a total of 14 municipalities.  
PERCENTAGE (Provincial Population) : 26.19%

TU RECEPTION (VERY GOOD) : 165,034 (100%)  
TU RECEPTION (INTERFERENCE) : N/A

SOURCE : Cubans arrivals March 28 through 31.  
LOCATION : Ciudad de Pinar del Rio, por el Chanel 13.  
DATE : March 28 through 31.  
RECEPTION TIME : Early Rising Hours

RECEPTION QUALITY : Very Good

ELAPSED BROADCASTING TIME : Approximately from 3 AM to 6 AM

INTERFERENCE : None  
ELAPSED INTERFERING TIME : N/A

## MUNICIPIO SAN CRISTOBAL

POPULATION : 61,805  
PROVINCIAL RANK : (3) of a total of 14 municipalities.  
PERCENTAGE (Provincial Population) : 9.11%

TU RECEPTION (FAIRLY GOOD) : 61,805 (100%)  
TU RECEPTION (INTERFERENCE) : N/A

SOURCE : Cubans arrivals March 28 through 31.  
LOCATION : Ciudad de López Peña.  
DATE : March 28 through 31.  
RECEPTION TIME : Early Rising Hours

RECEPTION QUALITY : Fairly Good

ELAPSED BROADCASTING TIME : Approximately from 3 AM to 6 AM

INTERFERENCE : None  
ELAPSED INTERFERING TIME : N/A

MUNICIPIO SAN JUAN Y MARTINEZ

POPULATION : 47,092  
PROVINCIAL RANK : (4) of a total of 14 municipalities.  
PERCENTAGE (Provincial Population) : 6.94%

TU RECEPTION (VARIABLE) : 47,092 (100%)  
TU RECEPTION (INTERFERENCE) : N/A

SOURCE : Cubans arrivals March 28 through 31.  
LOCATION : Ciudad de San Juan y Martinez.  
DATE : March 28 through 31.  
RECEPTION TIME : Early Rising Hours  
RECEPTION QUALITY : Variable  
ELAPSED BROADCASTING TIME : Two hours.  
INTERFERENCE : None  
ELAPSED INTERFERING TIME : N/A

MUNICIPIO SAN LUIS

POPULATION : 33,080  
PROVINCIAL RANK : (10) of a total of 14 municipalities.  
PERCENTAGE (Provincial Population) : 4.79%

TV RECEPTION (VERY GOOD) : 33,080 (100%)  
TV RECEPTION (INTERFERENCE) : N/A

SOURCE : Cubans arrivals March 28 through 31.  
LOCATION : Ciudad de San Luis.  
DATE : March 28 through 31.  
RECEPTION TIME : Early Rising Hours

RECEPTION QUALITY : Very Good

ELAPSED BROADCASTING TIME : From 3:00 a 6:00 AM.

INTERFERENCE : None  
ELAPSED INTERFERING TIME : N/A

PROVINCIA HABANA

POPULATION : 629,972  
MUNICIPALITIES : (19)  
REPORTED MUNICIPALITIES : (11) of a total of 19  
POPULATION (Reported Municipalities) : 416,390  
PERCENTAGE (Provincial Population) : (66%)  
BASED ON SAMPLE REPORTED

POPULATION (Areas with no Interference Reported) : 321,051  
PERCENTAGE (Population with no Interference) : (77%)

POPULATION (Areas with Interference Reported) : 95,339  
PERCENTAGE (Population with no Interference) : (23%)

RECEPTION QUALITY

POTENTIAL  
AUDIENCE  
REPORTED

% OF THE  
REACHABLE  
POPULATION

TU RECEPTION	(VERY GOOD)	:	236,497	57.00%
TU RECEPTION	(FAIRLY GOOD)	:	N/A	N/A
TU RECEPTION	(VARIABLE)	:	18,419	4.00%
TU RECEPTION	(WEAK)	:	66,135	16.00%
TU RECEPTION	(INTERFERENCE)	:		
	HEAVY (Interference)	:	57,038	14.00%
	VARIABLE (Interference)	:	38,301	9.00%
	LOW (Interference)	:		



## MUNICIPIO ARTEMISA

POPULATION : 69,357  
PROVINCIAL RANK : (1) of a total of 19 municipalities.  
PERCENTAGE (Provincial Population) : 11.00%

TV RECEPTION (VERY GOOD) : 69,357 (100%)

SOURCE : Cubans arrivals March 28 through 31.  
LOCATION : Ciudad de Artemisa.  
DATE : March 28 through 31.  
RECEPTION TIME : Early Rising Hours

RECEPTION QUALITY : Very Good

ELAPSED BROADCASTING TIME : Approximately from 3 AM to 6 AM

INTERFERENCE : None  
ELAPSED INTERFERING TIME : None

## MUNICIPIO BAUTA

POPULATION : 36,457  
PROVINCIAL RANK : (6) of a total of 19 municipalities.  
PERCENTAGE (Provincial Population) : 5.80%

TV RECEPTION (WEAK) : 36,457 (100%)

SOURCE : Cubans arrivals March 28 through 31.  
LOCATION : Ciudad de Bauta.  
DATE : March 28 through 31.  
RECEPTION TIME : Early Rising Hours

RECEPTION QUALITY : Weak

ELAPSED BROADCASTING TIME : Approximately 30 minutes.

INTERFERENCE : None  
ELAPSED INTERFERING TIME : None

## MUNICIPIO BEJUCAL

POPULATION : 20,716  
PROVINCIAL RANK : (17) of a total of 19 municipalities.  
PERCENTAGE (Provincial Population) : 3.45%

TV RECEPTION (VERY GOOD) : 20,716 (100%)

SOURCE : Cubans arrivals March 28 through 31.  
LOCATION : Rural Area in the outskirts of Bejucal  
DATE : March 28 through 31.  
RECEPTION TIME : Early Rising Hours

RECEPTION QUALITY : Very Good

## MUNICIPIO GUINES

POPULATION : 67,585  
PROVINCIAL RANK : (2) of a total of 19 municipalities.  
PERCENTAGE (Provincial Population) : 10.70%

TV RECEPTION (VERY GOOD) : 67,585 (100%)

SOURCE : Cubans arrivals March 28 through 31.  
LOCATION : Güines.

DATE : March 28 through 31.  
RECEPTION TIME : Early Rising Hours

RECEPTION QUALITY : Very Good

ELAPSED BROADCASTING TIME : De 3:00 to 6:00 AM.

INTERFERENCE : None  
ELAPSED INTERFERING TIME : None

## MUNICIPIO JARUCO

POPULATION : 25,185  
PROVINCIAL RANK : (13) of a total of 19 municipalities.  
PERCENTAGE (Provincial Population) : 4.00%

TV RECEPTION (VERY GOOD) : 25,185 (100%)

SOURCE : Cubans arrivals March 28 through 31.  
LOCATION : Ciudad de Jaruco.

DATE : March 28 through 31.  
RECEPTION TIME : Early Rising Hours

RECEPTION QUALITY : Very Good

ELAPSED BROADCASTING TIME : From 3:00 to 6:00 AM.

INTERFERENCE : None  
ELAPSED INTERFERING TIME : None

MUNICIPIO MADRUGA

POPULATION : 29,678  
PROVINCIAL RANK : (9) of a total of 19 municipalities.  
PERCENTAGE (Provincial Population) : 4.80%  
TV RECEPTION (WEAK) : 29,678 (100%)

SOURCE : Cubans arrivals March 28 through 31.  
LOCATION : Madruga y Aguacate.

DATE : March 28 through 31.  
RECEPTION TIME : Early Rising Hours

RECEPTION QUALITY : Weak

ELAPSED BROADCASTING TIME : De 3:00 to 6:00 AM.

INTERFERENCE : None  
ELAPSED INTERFERING TIME : None

MUNICIPIO MELENA

POPULATION : 18,419  
PROVINCIAL RANK : (19) of a total of 19 municipalities.  
PERCENTAGE (Provincial Population) : 3.00%  
TV RECEPTION (VARIABLE) : 18,419 (100%)

SOURCE : Cubans arrivals March 28 through 31.  
LOCATION : Melena del Sur.

DATE : March 28 through 31.  
RECEPTION TIME : Early Rising Hours

RECEPTION QUALITY : Variable

ELAPSED BROADCASTING TIME : De 3:00 a 6:00 AM.

INTERFERENCE : None  
ELAPSED INTERFERING TIME : None

## MUNICIPIO QUIVICAN

POPULATION : 25,647  
PROVINCIAL RANK : (12) of a total of 19 municipalities.  
PERCENTAGE (Provincial Population) : 4.00%

TU RECEPTION (VERY GOOD) : 25,647 (100%)

SOURCE : Cubans arrivals March 28 through 31.  
LOCATION : Quivicán, La Salud and San Felipe.

DATE : March 28 through 31.  
RECEPTION TIME : Early Rising Hours

RECEPTION QUALITY : Very Good

ELAPSED BROADCASTING TIME : De 3:00 a 6:00 AM.

INTERFERENCE : None  
ELAPSED INTERFERING TIME : None

## MUNICIPIO SAN ANTONIO DE LOS BAÑOS

POPULATION : 38,301  
PROVINCIAL RANK : (4) of a total of 19 municipalities.  
PERCENTAGE (Provincial Population) : 6.00%

TU RECEPTION (INTERFERENCE) :  
(VARIABLE) : 38,301 (100%)

SOURCE : Cubans arrivals March 28 through 31.  
LOCATION : San Antonio de los Baños.

DATE : March 28 through 31.  
RECEPTION TIME : Early Rising Hours

RECEPTION QUALITY : Very Good\* (It lasted 15 minutes)

ELAPSED BROADCASTING TIME : 15 Minutes

INTERFERENCE : Variable  
ELAPSED INTERFERING TIME : 100% after the first 15 minutes.

## MUNICIPIO SANTA CRUZ DEL NORTE

POPULATION : 28,007  
PROVINCIAL RANK : (10) of a total of 19 municipalities.  
PERCENTAGE (Provincial Population) : 4.44%

TU RECEPTION (VERY GOOD) : 28,007 (100%)

SOURCE : Cubans arrivals March 28 through 31.  
LOCATION : Central Camilo Cienfuegos.

DATE : March 28 through 31.  
RECEPTION TIME : Early Rising Hours

RECEPTION QUALITY : Very Good

ELAPSED BROADCASTING TIME : From 3:00 to 6:00 AM.

INTERFERENCE : None  
ELAPSED INTERFERING TIME : N/A

## MUNICIPIO SAN JOSE DE LAS LAJAS

POPULATION : 57,038  
PROVINCIAL RANK : (3) of a total of 19 municipalities.  
PERCENTAGE (Provincial Population) : 9.00%

TU RECEPTION (INTERFERENCE)  
(HEAVY) : 57,038 (100%)

SOURCE : Cubans arrivals March 28 through 31.  
LOCATION : Pueblos de San José de las Lajas y Tapaste.

DATE : March 28 through 31.  
RECEPTION TIME : Early Rising Hours

RECEPTION QUALITY : Very Good (15 minutes)

ELAPSED BROADCASTING TIME : 15 minutes.

INTERFERENCE : Heavy  
ELAPSED INTERFERING TIME : After the first 15 minutes of TU Martí  
Broadcasting until it concluded.

PROVINCIA CIUDAD HABANA

POPULATION : 2,059,223  
MUNICIPALITIES : (15)  
REPORTED MUNICIPALITIES : (15) of a total of 15  
POPULATION (Reported Municipalities) : 2,059,223  
PERCENTAGE (Provincial Population) : (100%)  
BASED ON SAMPLE REPORTED

POPULATION (Areas with no Interference Reported) : 686,150  
PERCENTAGE (Population with no Interference) : (33.33%)

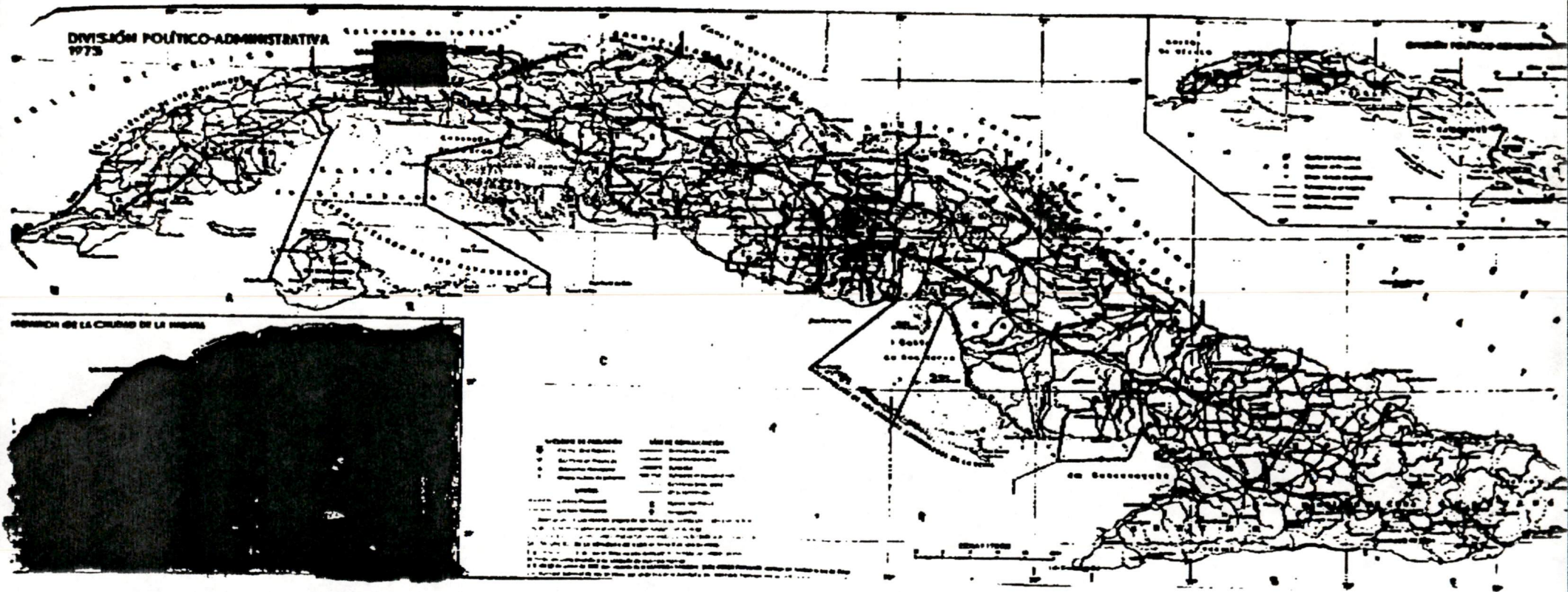
POPULATION (Areas with Interference Reported) : 1,373,073  
PERCENTAGE (Population with no Interference) : (66.67%)

<u>RECEPTION QUALITY</u>	<u>POTENTIAL AUDIENCE REPORTED</u>	<u>% OF THE REACHABLE POPULATION</u>
TU RECEPTION (VERY GOOD) :	594,932	28.90
TU RECEPTION (FAIRLY GOOD) :	28,908	1.40
TU RECEPTION (VARIABLE) :	62,310	3.03
TU RECEPTION (WEAK) :	N/A	N/A
TU RECEPTION (INTERFERENCE) :	1,373,073	66.67
HEAVY (Interference) :	1,159,747	56.31
VARIABLE (Interference) :	41,071	19.94
LOW (Interference) :	72,155	3.50

BASED ON SAMPLE REPORTED

# CIUDAD DE LA HABANA

DIVISIÓN POLÍTICO-ADMINISTRATIVA  
1973



## MUNICIPIO 10 DE OCTUBRE

POPULATION : 239,915  
PROVINCIAL RANK : (1) of the total of 15 Municipalities  
PERCENTAGE (Provincial Population) : 11.70%

TU RECEPTION (VERY GOOD) : 59,978 (25%)  
TU RECEPTION (INTERFERENCE) :  
(HEAVY) : 179,937 (75%)

SOURCE : Cubans arrivals March 28 through 31.  
LOCATION : Santo Suárez, Luyanó, Lawton y Arroyo Apolo.  
DATE : March 28 through 31.  
RECEPTION TIME : Early Rising Hours

RECEPTION QUALITY : Very Good (30 minutes to one hour)

ELAPSED BROADCASTING TIME : From 30 minutes to one hour (75% of the area)  
Two to three hours (25% of the area)

INTERFERENCE : Heavy.  
ELAPSED INTERFERING TIME : After the first one hour until the broadcast  
lasted.

OBSERVATION : 75% of the area population was unable to watch  
after the first hour due to the heavy  
interference. 25% was able to watch a good  
quality reception. Households in highest ground  
and equipped with better antenas belong to this  
latter group.

## MUNICIPIO PLAYA

POPULATION : 186,240  
PROVINCIAL RANK : (2) of the total of 15 Municipalities  
PERCENTAGE (Provincial Population) : 9.00%

TU RECEPTION (INTERFERENCE) :  
(HEAVY) : 186,240 (75%)

SOURCE : Cubans arrivals March 28 through 31.  
LOCATION : Miramar, Jaimanitas.  
DATE : March 28 through 31.  
RECEPTION TIME : Early Rising Hours

RECEPTION QUALITY : Very Good (20 minutes)

ELAPSED BROADCASTING TIME : 20 minutes.

INTERFERENCE : Heavy.  
ELAPSED INTERFERING TIME : After the first 20 minutes until the broadcast  
lasted.

MUNICIPIO ARROYO NARANJO

POPULATION : 181,910  
PROVINCIAL RANK : (3) of the total of 15 Municipalities  
PERCENTAGE (Provincial Population) : 8.90%

TU RECEPTION (VERY GOOD) : 136,433 (75%)  
TU RECEPTION (INTERFERENCE) :  
(LOW) : 45,477 (75%)

SOURCE : Cubans arrivals March 28 through 31.  
LOCATION : Párraga y la Fraternidad.  
DATE : March 28 through 31.  
RECEPTION TIME : Early Rising Hours

RECEPTION QUALITY : Very Good

ELAPSED BROADCASTING TIME : 3:00 AM to 6:00 AM.

INTERFERENCE : Low  
ELAPSED INTERFERING TIME : Only in certain area through the time that the broadcast lasted.

MUNICIPIO PLAZA

POPULATION : 167,320  
PROVINCIAL RANK : (5) of the total of 15 Municipalities  
PERCENTAGE (Provincial Population) : 8.00%

TU RECEPTION (VERY GOOD) : 16,732 (10%)  
TU RECEPTION (INTERFERENCE) :  
(HEAVY) : 150,588 (90%)

SOURCE : Cubans arrivals March 28 through 31.  
LOCATION : Vedado y Nuevo Vedado.  
DATE : March 28 through 31.  
RECEPTION TIME : Early Rising Hours

RECEPTION QUALITY : Very Good (15 minutes) (90% of the area)  
Very Good Two to three hours (10% of the area)

ELAPSED BROADCASTING TIME : 15 minutes (90% of the area)  
Two to three hours (10% of the area)

INTERFERENCE : Heavy.  
ELAPSED INTERFERING TIME : After the first 15 minutes until the broadcast lasted.

OBSERVATION : 90% of the area population was unable to watch after the first 15 minutes due to the heavy interference. 10% was able to watch a good quality reception. Households in highest ground and equipped with better antennas belong to this latter group.

## MUNICIPIO CENTRO HABANA

POPULATION : 169,282  
PROVINCIAL RANK : (4) of the total of 15 Municipalities  
PERCENTAGE (Provincial Population) : 8.00%

TU RECEPTION (INTERFERENCE) : 169,282  
(HEAVY) : 169,282 (100%)

SOURCE : Cubans arrivals March 28 through 31.  
LOCATION : Centro Habana.  
DATE : March 28 through 31.  
RECEPTION TIME : Early Rising Hours  
RECEPTION QUALITY : Very Good (15 minutes to one hour)  
ELAPSED BROADCASTING TIME : 15 minutes to one hour.  
INTERFERENCE : Heavy.  
ELAPSED INTERFERING TIME : After the first 15 minutes to one hour until  
the broadcast lasted.  
OBSERVATION : Everyone is talking about TV Marti and most of  
them are happy about our broadcasting.

## MUNICIPIO BOYEROS

POPULATION : 157,685  
PROVINCIAL RANK : (6) of the total of 15 Municipalities  
PERCENTAGE (Provincial Population) : 7.70%

TU RECEPTION (VERY GOOD) : 157,685

SOURCE : Cubans arrivals March 28 through 31.  
LOCATION : Calabazar, Santiago de las Vegas.  
DATE : March 28 through 31.  
RECEPTION TIME : Early Rising Hours  
RECEPTION QUALITY : Very Good  
ELAPSED BROADCASTING TIME : 3:00 AM to 6:00 AM.  
INTERFERENCE : None  
ELAPSED INTERFERING TIME : N/A.

MUNICIPIO HABANA DEL ESTE

POPULATION : 145,066  
PROVINCIAL RANK : (8) of the total of 15 Municipalities  
PERCENTAGE (Provincial Population) : 7.50%

TU RECEPTION (VARIABLE) : 29,033 (20%)  
TU RECEPTION (INTERFERENCE) :  
(HEAVY) : 116,033 (80%)

SOURCE : Cubans arrivals March 28 through 31.  
LOCATION : Guanabo y Alamar.  
DATE : March 28 through 31.  
RECEPTION TIME : Early Rising Hours

RECEPTION QUALITY : Very Good (15 minutes) afterward heavy  
interference (80% of the area)  
Very Good Two to three hours (20% of the area)

ELAPSED BROADCASTING TIME : 15 minutes (80% of the area)  
Two to three hours (20% of the area)

RECEPTION QUALITY : Very Good (15 minutes)

ELAPSED BROADCASTING TIME : 15 minutes.

INTERFERENCE : Heavy (80% of the area)  
None (20% of the area)

ELAPSED INTERFERING TIME : After the first 15 minutes until the broadcast  
lasted.

MUNICIPIO SAN MIGUEL DEL PADRON

POPULATION : 144,546  
PROVINCIAL RANK : (7) of the total of 15 Municipalities  
PERCENTAGE (Provincial Population) : 7.00%

TU RECEPTION (VERY GOOD) : 101,184 (70%)  
TU RECEPTION (FAIRLY GOOD) : 28,908 (20%)  
TU RECEPTION (VARIABLE) : 14,454 (10%)

SOURCE : Cubans arrivals March 28 through 31.  
LOCATION : Virgen del Camino y EL Diezmero.  
DATE : March 28 through 31.  
RECEPTION TIME : Early Rising Hours

RECEPTION QUALITY : Very Good

ELAPSED BROADCASTING TIME : 3:00 AM to 6:00 AM.

INTERFERENCE : None  
ELAPSED INTERFERING TIME : N/A.

## MUNICIPIO MARIANAO

POPULATION : 132,530  
PROVINCIAL RANK : (9) of the total of 15 Municipalities  
PERCENTAGE (Provincial Population) : 6.40%

TU RECEPTION (VERY GOOD) : 33,132 (25%)  
TV RECEPTION (INTERFERENCE) :  
(HEAVY) : 99,398 (75%)

SOURCE : Cubans arrivals March 28 through 31.  
LOCATION : Marianao.  
DATE : March 28 through 31.  
RECEPTION TIME : Early Rising Hours

RECEPTION QUALITY : Very Good (20 minutes) afterward heavy  
interference (75% of the area)  
Very Good Two to three hours (25% of the area)

ELAPSED BROADCASTING TIME : 20 minutes (75% of the area)  
Two to three hours (25% of the area)

INTERFERENCE : Heavy (75% of the area)  
None (25% of the area)

ELAPSED INTERFERING TIME : After the first 20 minutes until the broadcast  
lasted.

## MUNICIPIO CERRO

POPULATION : 127,046  
PROVINCIAL RANK : (10) of the total of 15 Municipalities  
PERCENTAGE (Provincial Population) : 6.00%

TU RECEPTION (INTERFERENCE) :  
(HEAVY) : 127,046 (100%)

SOURCE : Cubans arrivals March 28 through 31.  
LOCATION : Cerro.  
DATE : March 28 through 31.  
RECEPTION TIME : Early Rising Hours

RECEPTION QUALITY : Very Good (15 minutes)

ELAPSED BROADCASTING TIME : 15 minutes.

INTERFERENCE : Heavy.  
ELAPSED INTERFERING TIME : After the first 15 minutes until the broadcast  
lasted.

MUNICIPIO LA LISA

POPULATION : 106,713  
PROVINCIAL RANK : (11) of the total of 15 Municipalities  
PERCENTAGE (Provincial Population) : 5.00%

TV RECEPTION (VERY GOOD) : 80,035 (75%)  
TV RECEPTION (INTERFERENCE) :  
(LOW) : 26,678 (25%)

SOURCE : Cubans arrivals March 28 through 31.  
LOCATION : Arroyo Arenas.  
DATE : March 28 through 31.  
RECEPTION TIME : Early Rising Hours

RECEPTION QUALITY : Very Good

ELAPSED BROADCASTING TIME : 3:00 AM to 6:00 AM.

INTERFERENCE : Low  
ELAPSED INTERFERING TIME : Only in certain area through the time that the broadcast lasted.

MUNICIPIO HABANA VIEJA

POPULATION : 101,796  
PROVINCIAL RANK : (12) of the total of 15 Municipalities  
PERCENTAGE (Provincial Population) : 4.90%

TV RECEPTION (INTERFERENCE) :  
(HEAVY) : 101,796 (100%)

SOURCE : Cubans arrivals March 28 through 31.  
LOCATION : Habana Vieja.  
DATE : March 28 through 31.  
RECEPTION TIME : Early Rising Hours

RECEPTION QUALITY : Very Good (15 minutes)

ELAPSED BROADCASTING TIME : 15 minutes.

INTERFERENCE : Heavy.  
ELAPSED INTERFERING TIME : After the first 15 minutes until the broadcast lasted.

## MUNICIPIO GUANABACOA

POPULATION : 97,531  
PROVINCIAL RANK : (13) of the total of 15 Municipalities  
PERCENTAGE (Provincial Population) : 4.70%

TU RECEPTION (VERY GOOD) : 9,753 (10%)  
TU RECEPTION (VARIABLE) : 9,753 (10%)  
TU RECEPTION (INTERFERENCE) :  
(HEAVY) : 78,025 (80%)

SOURCE : Cubans arrivals March 28 through 31.  
LOCATION : Las Minas and Pueblo Arango.  
DATE : March 28 through 31.  
RECEPTION TIME : Early Rising Hours

RECEPTION QUALITY : Very Good (15 minutes) afterward heavy  
interference (80% of the area)  
Very Good Two to three hours (10% of the area)  
Variable Two to three hours (10% of the area)

ELAPSED BROADCASTING TIME : 20 minutes.

INTERFERENCE : Heavy (80% of the area)  
None (20% of the area)

ELAPSED INTERFERING TIME : After the first 15 minutes until the broadcast  
lasted.

## MUNICIPIO COTORRO

POPULATION : 60,472  
PROVINCIAL RANK : (14) of the total of 15 Municipalities  
PERCENTAGE (Provincial Population) : 2.90%

TU RECEPTION (VARIABLE) : 9,070 (15%)  
TU RECEPTION (INTERFERENCE) :  
(HEAVY) : 51,402 (85%)

SOURCE : Cubans arrivals March 28 through 31.  
LOCATION : San Francisco de Paula.  
DATE : March 28 through 31.  
RECEPTION TIME : Early Rising Hours

RECEPTION QUALITY : Very Good (15 minutes) (85% of the area)  
Variable Two to three hours (15% of the area)

ELAPSED BROADCASTING TIME : 15 minutes (85% of the area)  
Two to three hours (15% of the area)

INTERFERENCE : Heavy (85% of the area)  
None (15% of the area)

RECEPTION QUALITY : Very Good (15 minutes)

ELAPSED BROADCASTING TIME : 15 minutes (85% of the area).  
Two to Three hours (15% of the area)



## PROVINCIA MATANZAS

POPULATION : 595,938  
MUNICIPALITIES : (14)  
REPORTED MUNICIPALITIES : (6) of a total of 14 Municipalities  
POPULATION (Reported Municipalities) : 378,567  
PERCENTAGE (Provincial Population) : (64%)  
BASED ON SAMPLE REPORTED

POPULATION (Areas with no Interference Reported) : 361,897  
PERCENTAGE (Population with no Interference) : (96%)

POPULATION (Areas with Interference Reported) : 16,670  
PERCENTAGE (Population with Interference) : (4.40%)

<u>RECEPTION QUALITY</u>	<u>POTENTIAL AUDIENCE REPORTED</u>	<u>% OF THE REACHABLE POPULATION</u>
TU RECEPTION (VERY GOOD) :	52,586	14,00%
TU RECEPTION (FAIRLY GOOD) :	108,434	28,64%
TU RECEPTION (VARIABLE) :	120,546	31,84%
TU RECEPTION (WEAK) :	80,331	21,22%
TU RECEPTION (INTERFERENCE) :		
HEAVY (Interference) :		
VARIABLE (Interference) :	16,670	4,40%
LOW (Interference) :		

## MUNICIPIO REGLA

POPULATION : 41,071  
PROVINCIAL RANK : (15) of the total of 15 Municipalities  
PERCENTAGE (Provincial Population) : 2.00%

TU RECEPTION (INTERFERENCE) : 41,071  
(VARIABLE) : 41,071 (100%)

SOURCE : Cubans arrivals March 28 through 31.

LOCATION : Regla.

DATE : March 28 through 31.

RECEPTION TIME : Early Rising Hours

RECEPTION QUALITY : Very Good (15 minutes) afterward variable interference .

ELAPSED BROADCASTING TIME : 15 minutes .

INTERFERENCE : Variable

ELAPSED INTERFERING TIME : After the first 15 minutes until the broadcast lasted.

## MUNICIPIO MATANZAS

POPULATION : 120,546  
PROVINCIAL RANK : (1) of a total of 14 Municipalities  
PERCENTAGE (Provincial Population) : 20.22%

SOURCE : Cubans arrivals March 28 through 31.  
LOCATION : Ciudad de Matanzas.  
DATE : March 28 through 31.  
RECEPTION TIME : Early Rising Hours

RECEPTION QUALITY : Variable

ELAPSED BROADCASTING TIME : Approximately 3:00 hours.

INTERFERENCE : None  
ELAPSED INTERFERING TIME : None

## MUNICIPIO CARDENAS

POPULATION : 80,331  
PROVINCIAL RANK : (2) of a total of 14 Municipalities  
PERCENTAGE (Provincial Population) : 13.47%

SOURCE : Cubans arrivals March 28 through 31.  
LOCATION : Ciudad de Cárdenas.  
DATE : March 28 through 31.  
RECEPTION TIME : Early Rising Hours

RECEPTION QUALITY : Weak

ELAPSED BROADCASTING TIME : Approximately 3:00 hours.

INTERFERENCE : None  
ELAPSED INTERFERING TIME : None

## MUNICIPIO COLON

POPULATION : 66,175  
PROVINCIAL RANK : (3) of a total of 14 Municipalities  
PERCENTAGE (Provincial Population) : 11.00%

SOURCE : Cubans arrivals March 28 through 31.  
LOCATION : Ciudad de Colón.  
DATE : March 28 through 31.  
RECEPTION TIME : Early Rising Hours

RECEPTION QUALITY : Fairly Good

ELAPSED BROADCASTING TIME : Approximately 3:00 hours.

INTERFERENCE : None  
ELAPSED INTERFERING TIME : None

## MUNICIPIO UNION DE REYES

POPULATION : 42,259  
PROVINCIAL RANK : (6) of a total of 14 Municipalities  
PERCENTAGE (Provincial Population) : 7.00%

SOURCE : Cubans arrivals March 28 through 31.  
LOCATION : Ciudades de Unión de Reyes y Alacranes.  
DATE : March 28 through 31.  
RECEPTION TIME : Early Rising Hours

RECEPTION QUALITY : Fairly Good

ELAPSED BROADCASTING TIME : Approximately 3:00 hours.

INTERFERENCE : None  
ELAPSED INTERFERING TIME : None

## MUNICIPIO JOVELLANOS

POPULATION : 52,586  
PROVINCIAL RANK : (4) of a total of 14 Municipalities  
PERCENTAGE (Provincial Population) : 9.00%

SOURCE : Cubans arrivals March 28 through 31.  
LOCATION : Ciudad de Jovellanos.  
DATE : March 28 through 31.  
RECEPTION TIME : Early Rising Hours

RECEPTION QUALITY : Very Good

ELAPSED BROADCASTING TIME : Approximately 3:00 hours.

INTERFERENCE : None  
ELAPSED INTERFERING TIME : None

## MUNICIPIO VARADERO

POPULATION : 16,670  
PROVINCIAL RANK : (13) of a total of 14 Municipalities  
Municipalities.  
PERCENTAGE (Provincial Population) : 3.00%

SOURCE : Cubans arrivals March 28 through 31.  
LOCATION : Ciudad de Varadero.  
DATE : March 28 through 31.  
RECEPTION TIME : Early Rising Hours

RECEPTION QUALITY : Variable

ELAPSED BROADCASTING TIME : Approximately 3:00 hours.

INTERFERENCE : Variable  
ELAPSED INTERFERING TIME : None

## PROVINCIA CIENFUEGOS

POPULATION : 353,540  
MUNICIPALITIES : (8)  
REPORTED MUNICIPALITIES : (1) of a total of 8 Municipalities  
POPULATION (Reported Municipalities) : 130,222  
PERCENTAGE (Provincial Population) : (36.83%)  
BASED ON SAMPLE REPORTED

POPULATION (Areas with no Interference Reported) : 130,222  
PERCENTAGE (Population with no Interference) : (100%)

POPULATION (Areas with Interference Reported) : N/A  
PERCENTAGE (Population with Interference) : N/A

### RECEPTION QUALITY

### POTENTIAL AUDIENCE REPORTED

### % OF THE REACHABLE POPULATION

TV RECEPTION	(VERY GOOD)	:	N/A	N/A
TV RECEPTION	(FAIRLY GOOD)	:	N/A	N/A
TV RECEPTION	(VARIABLE)	:	130,222	100%
TV RECEPTION	(WEAK)	:	N/A	N/A
TV RECEPTION	(INTERFERENCE)	:	N/A	N/A



## MUNICIPIO CIENFUEGOS

POPULATION : 130,222  
PROVINCIAL RANK : (8) of a total of 14 Municipalities  
PERCENTAGE (Provincial Population) : 37.00%

SOURCE : Cubans arrivals March 28 through 31.  
LOCATION : Ciudad de Matanzas.  
DATE : March 28 through 31.  
RECEPTION TIME : Early Rising Hours

RECEPTION QUALITY : Variable

ELAPSED BROADCASTING TIME : Approximately 3:00 hours.

INTERFERENCE : None  
ELAPSED INTERFERING TIME : None

## PROVINCIA SANTA CLARA

POPULATION : 796,148  
MUNICIPALITIES : (13)  
REPORTED MUNICIPALITIES : (3) of a total of 13 Municipalities  
POPULATION (Reported Municipalities) : 292,646  
PERCENTAGE (Provincial Population) : (37%)  
BASED ON SAMPLE REPORTED

POPULATION (Areas with no Interference Reported) : 292,646  
PERCENTAGE (Population with no Interference) : (100%)

POPULATION (Areas with Interference Reported) : N/A  
PERCENTAGE (Population with Interference) : N/A

### RECEPTION QUALITY

### POTENTIAL AUDIENCE REPORTED

### % OF THE REACHABLE POPULATION

TV RECEPTION	(VERY GOOD)	:	27,806	9.5%
TV RECEPTION	(FAIRLY GOOD)	:	204,546	70.0%
TV RECEPTION	(VARIABLE)	:	60,294	20.5%
TV RECEPTION	(WEAK)	:	N/A	N/A
TV RECEPTION	(INTERFERENCE)	:	N/A	N/A

## MUNICIPIO SANTA CLARA

POPULATION : 204,546  
PROVINCIAL RANK : (1) of a total of 13 Municipalities  
PERCENTAGE (Provincial Population) : 26.00%

SOURCE : Cubans arrivals March 28 through 31.  
LOCATION : Ciudad de Santa Clara.  
DATE : March 28 through 31.  
RECEPTION TIME : Early Rising Hours

RECEPTION QUALITY : Fairly Good

ELAPSED BROADCASTING TIME : Approximately 3:00 hours.

INTERFERENCE : None  
ELAPSED INTERFERING TIME : None

## MUNICIPIO SAGUA LA GRANDE

POPULATION : 60,294  
PROVINCIAL RANK : (6) of a total of 13 Municipalities  
PERCENTAGE (Provincial Population) : 8.00%

SOURCE : Cubans arrivals March 28 through 31.  
LOCATION : Ciudad de Sagua la Grande.  
DATE : March 28 through 31.  
RECEPTION TIME : Early Rising Hours

RECEPTION QUALITY : Variable

ELAPSED BROADCASTING TIME : Approximately 3:00 hours.

INTERFERENCE : None  
ELAPSED INTERFERING TIME : None

## MUNICIPIO CORRALILLO

POPULATION : 27,806  
PROVINCIAL RANK : (12) of a total of 13 Municipalities  
PERCENTAGE (Provincial Population) : 3.49%

SOURCE : Cubans arrivals March 28 through 31.  
LOCATION : Ciudad de Corralillo.  
DATE : March 28 through 31.  
RECEPTION TIME : Early Rising Hours

RECEPTION QUALITY : Very Good

ELAPSED BROADCASTING TIME : Approximately 3:00 hours.

INTERFERENCE : None  
ELAPSED INTERFERING TIME : None



PROVINCIA SANCTI SPIRITUS

POPULATION : 430,312  
MUNICIPALITIES : (08)  
REPORTED MUNICIPALITIES : (2) of a total of 8 municipalities.  
POPULATION (Reported Municipalities) : 145,327  
PERCENTAGE (Provincial Population) : (33.77%)  
BASED ON SAMPLE REPORTED

POPULATION (Areas with no Interference Reported) : 145,327  
PERCENTAGE (Population with no Interference) : (100%)

POPULATION (Areas with Interference Reported) : N/A  
PERCENTAGE (Population with Interference) : N/A

RECEPTION QUALITY

POTENTIAL  
AUDIENCE  
REPORTED

% OF THE  
REACHABLE  
POPULATION

TV RECEPTION	(VERY GOOD) :	N/A	N/A
TV RECEPTION	(FAIRLY GOOD) :	111,052	76.42%
TV RECEPTION	(VARIABLE) :	34,275	23.58%
TV RECEPTION	(WEAK) :	N/A	N/A
TV RECEPTION	(INTERFERENCE) :	N/A	N/A



PROVINCIA LAS TUNAS

POPULATION : 477,943  
MUNICIPALITIES : (08)  
REPORTED MUNICIPALITIES : (1) of a total of 8 municipalities.  
POPULATION (Reported Municipalities) : 150,241  
PERCENTAGE (Provincial Population) : (31.43%)  
BASED ON SAMPLE REPORTED

POPULATION (Areas with no Interference Reported) : 150,241  
PERCENTAGE (Population with no Interference) : (100%)

POPULATION (Areas with Interference Reported) : N/A  
PERCENTAGE (Population with Interference) : N/A

RECEPTION QUALITY

POTENTIAL  
AUDIENCE  
REPORTED

% OF THE  
REACHABLE  
POPULATION

TU RECEPTION	(VERY GOOD)	:	150,241	100.00%
TU RECEPTION	(FAIRLY GOOD)	:	N/A	N/A
TU RECEPTION	(VARIABLE)	:	N/A	N/A
TU RECEPTION	(WEAK)	:	N/A	N/A
TU RECEPTION	(INTERFERENCE)	:	N/A	N/A

MUNICIPIO SANCTI SPIRITUS

POPULATION : 111,052  
PROVINCIAL RANK : (1) of a total of 8 municipalities.  
PERCENTAGE (Provincial Population) : 26.00%

SOURCE : Cubans arrivals March 28 through 31.  
LOCATION : Ciudad de Sancti Spiritus.  
DATE : March 28 through 31.  
RECEPTION TIME : Early Rising Hours

RECEPTION QUALITY : Fairly Good

ELAPSED BROADCASTING TIME : Approximately 3:00 hours.

INTERFERENCE : None  
ELAPSED INTERFERING TIME : None

MUNICIPIO FOMENTO

POPULATION : 34,275  
PROVINCIAL RANK : (6) of a total of 8 municipalities.  
PERCENTAGE (Provincial Population) : 8.00%

SOURCE : Cubans arrivals March 28 through 31.  
LOCATION : Ciudad de Fomento.  
DATE : March 28 through 31.  
RECEPTION TIME : Early Rising Hours

RECEPTION QUALITY : Variable

ELAPSED BROADCASTING TIME : Approximately 3:00 hours.

INTERFERENCE : None  
ELAPSED INTERFERING TIME : None

## MUNICIPIO LAS TUNAS

POPULATION : 150,241  
PROVINCIAL RANK : (1) of a total of 8 municipalities.  
PERCENTAGE (Provincial Population) : 31.43%

SOURCE : Cubans arrivals March 28 through 31.  
LOCATION : Las Tunas.  
DATE : March 28 through 31.  
RECEPTION TIME : Early Rising Hours

RECEPTION QUALITY : Very Good

ELAPSED BROADCASTING TIME : Approximately 30 minutes to One hour.

INTERFERENCE : None  
ELAPSED INTERFERING TIME : None



PROVINCIA HOLGUIN

POPULATION : 972,047  
MUNICIPALITIES : (14)  
REPORTED MUNICIPALITIES : (1) of a total of 14 Municipalities  
POPULATION (Reported Municipalities) : 263,317  
PERCENTAGE (Provincial Population) : (27.09%)  
BASED ON SAMPLE REPORTED

POPULATION (Areas with no Interference Reported) : 263,317  
PERCENTAGE (Population with no Interference) : (100%)

POPULATION (Areas with Interference Reported) : N/A  
PERCENTAGE (Population with Interference) : N/A

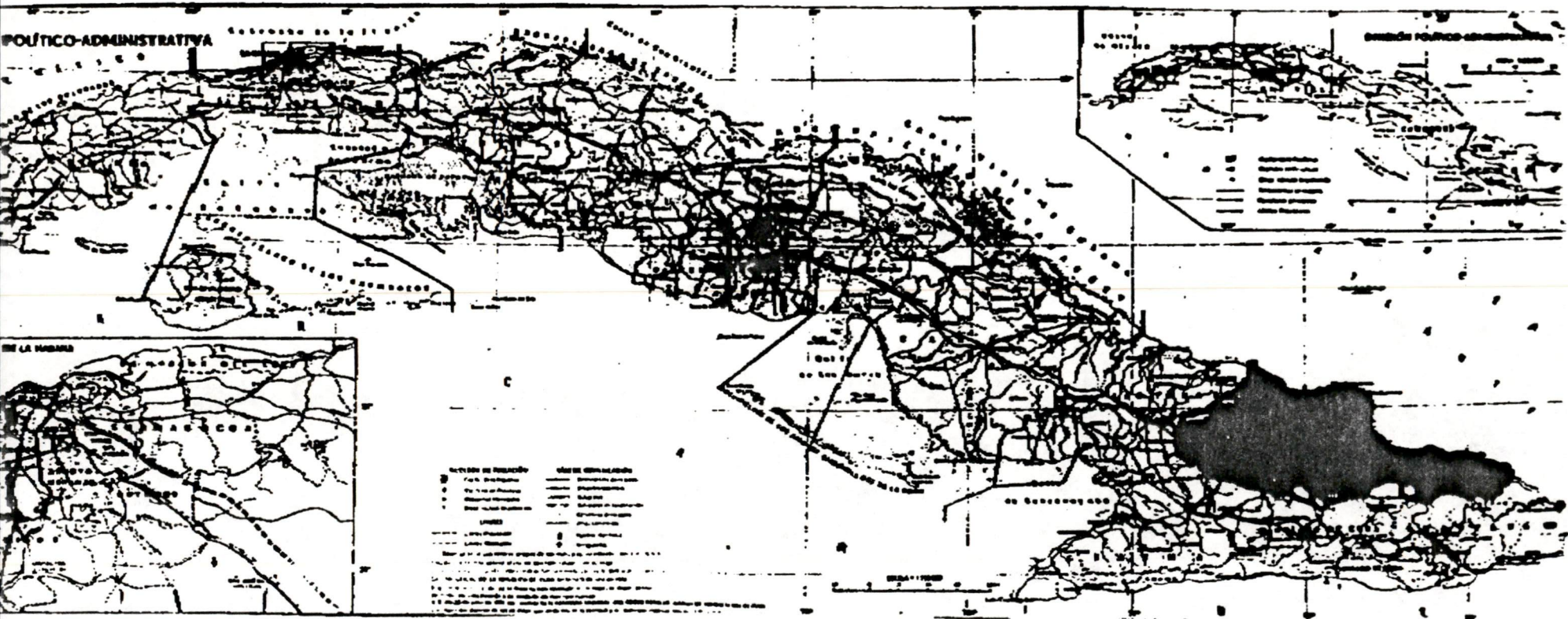
RECEPTION QUALITY

POTENTIAL  
AUDIENCE  
REPORTED

% OF THE  
REACHABLE  
POPULATION

TU RECEPTION	(VERY GOOD) :	N/A	N/A
TU RECEPTION	(FAIRLY GOOD) :	N/A	N/A
TU RECEPTION	(VARIABLE) :	263,317	100%
TU RECEPTION	(WEAK) :	N/A	N/A
TU RECEPTION	(INTERFERENCE):	N/A	N/A

# HOLGUIN



## MUNICIPIO HOLGUIN

POPULATION : 263,317  
PROVINCIAL RANK : (1) of a total of 14 Municipalities  
PERCENTAGE (Provincial Population) : 27.08%

SOURCE : Cubans arrivals March 28 through 31.  
LOCATION : Holguin.  
DATE : March 28 through 31.  
RECEPTION TIME : Early Rising Hours

RECEPTION QUALITY : Variable

ELAPSED BROADCASTING TIME : Approximately 20 minutes to Three hours.

INTERFERENCE : None  
ELAPSED INTERFERING TIME : None

## PROVINCIA GRANMA

POPULATION : 773,247  
MUNICIPALITIES : (13)  
REPORTED MUNICIPALITIES : (1) of a total of 13 Municipalities  
POPULATION (Reported Municipalities) : 177,906  
PERCENTAGE (Provincial Population) : (23.01%)  
BASED ON SAMPLE REPORTED

POPULATION (Areas with no Interference Reported) : 177,906  
PERCENTAGE (Population with no Interference) : (100%)

POPULATION (Areas with Interference Reported) : N/A  
PERCENTAGE (Population with Interference) : N/A

### RECEPTION QUALITY

### POTENTIAL AUDIENCE REPORTED

### % OF THE REACHABLE POPULATION

TU RECEPTION	(VERY GOOD)	:	177,906	100%
TU RECEPTION	(FAIRLY GOOD)	:	N/A	N/A
TU RECEPTION	(VARIABLE)	:	N/A	N/A
TU RECEPTION	(WEAK)	:	N/A	N/A
TU RECEPTION	(INTERFERENCE):	:	N/A	N/A



MUNICIPIO BAYAMO

POPULATION : 177,906  
PROVINCIAL RANK : (1) of a total of 13 Municipalities  
PERCENTAGE (Provincial Population) : 23.00%

SOURCE : Cubans arrivals March 28 through 31.  
LOCATION : Bayamo.  
DATE : March 28 through 31.  
RECEPTION TIME : Early Rising Hours

RECEPTION QUALITY : Very Good

ELAPSED BROADCASTING TIME : Approximately One hour

INTERFERENCE : None  
ELAPSED INTERFERING TIME : None

PROVINCIA SANTIAGO DE CUBA

POPULATION : 968,191  
MUNICIPALITIES : (9)  
REPORTED MUNICIPALITIES : (1) of a total of 9 Municipalities  
POPULATION (Reported Municipalities) : 437,959  
PERCENTAGE (Provincial Population) : (45.23%)  
BASED ON SAMPLE REPORTED

POPULATION (Areas with no Interference Reported) : N/A  
PERCENTAGE (Population with no Interference) : N/A  
POPULATION (Areas with Interference Reported) : 437,959  
PERCENTAGE (Population with Interference) : 100%

RECEPTION QUALITY

POTENTIAL  
AUDIENCE  
REPORTED

% OF THE  
REACHABLE  
POPULATION

TU RECEPTION	(VERY GOOD) :	See Note*	
TU RECEPTION	(FAIRLY GOOD) :	N/A	N/A
TU RECEPTION	(VARIABLE) :	N/A	N/A
TU RECEPTION	(WEAK) :	N/A	N/A
TU RECEPTION	(INTERFERENCE):		
	(Variable) :	437,959	100%

# SANTIAGO DE CUBA

DIVISIÓN POLÍTICO-ADMINISTRATIVA  
1975

DIVISIÓN POLÍTICO-ADMINISTRATIVA  
1975

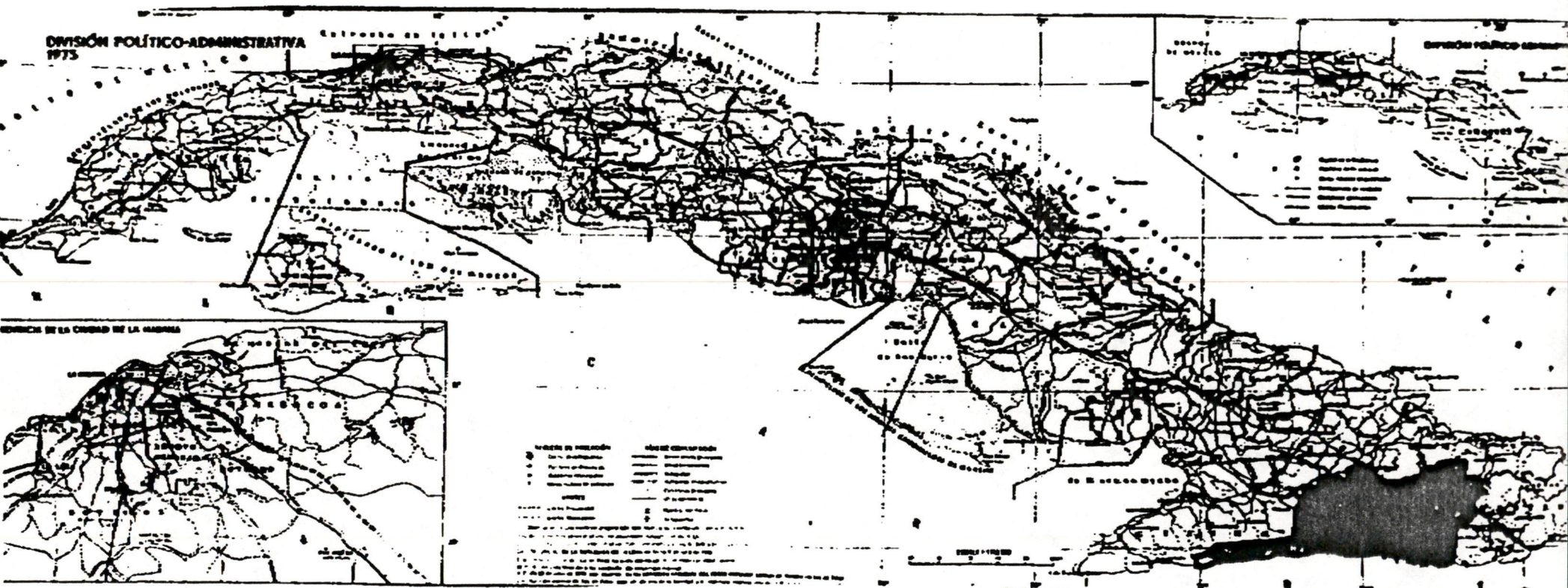
DIVISIÓN POLÍTICO-ADMINISTRATIVA  
1975

LEYENDA

●	Capital de provincia	○	Municipio
○	Capital de municipio	○	Barrio
○	Municipio	○	Barrio
○	Barrio	○	Barrio

NOTAS:

1. Se han incluido en esta división política-administrativa los municipios de Santiago de Cuba y de Sagua la Grande.
2. Se han excluido de esta división política-administrativa los municipios de Sancti Spiritus y de Sancti Spíritus de la Cruz.
3. Se han excluido de esta división política-administrativa los municipios de Sancti Spiritus y de Sancti Spíritus de la Cruz.
4. Se han excluido de esta división política-administrativa los municipios de Sancti Spiritus y de Sancti Spíritus de la Cruz.



PROVINCIA GUANTANAMO

POPULATION : 484,464  
 MUNICIPALITIES : (10)  
 REPORTED MUNICIPALITIES : (1) of a total of 10 Municipalities  
 POPULATION (Reported Municipalities) : 230,113  
 PERCENTAGE (Provincial Population) : (47.50%)  
 BASED ON SAMPLE REPORTED

POPULATION (Areas with no Interference Reported) : 230,113  
 PERCENTAGE (Provincial Population) : (100%)

POPULATION (Areas with Interference Reported) : N/A  
 PERCENTAGE (Provincial Population) : N/A

<u>RECEPTION QUALITY</u>		<u>POTENTIAL AUDIENCE REPORTED</u>	<u>% OF THE REACHABLE POPULATION</u>
TV RECEPTION	(VERY GOOD) :	N/A	N/A
TV RECEPTION	(FAIRLY GOOD) :	N/A	N/A
TV RECEPTION	(VARIABLE) :	See Note*	
TV RECEPTION	(WEAK) :	N/A	N/A
TV RECEPTION	(INTERFERENCE): (Low) :	230,113	100%



MUNICIPIO GUANTANAMO

POPULATION : 230,113  
PROVINCIAL RANK : (1) of the total of 10 Municipalities  
PERCENTAGE (Provincial Population) : 47.49%

SOURCE : Cubans arrivals March 28 through 31  
LOCATION : Guantánamo.  
DATE : March 28 through 31.  
RECEPTION TIME : Early Rising Hours

RECEPTION QUALITY : Variable\* (with Variable Interference)

ELAPSED BROADCASTING TIME : Approximately One hour

INTERFERENCE : Low  
ELAPSED INTERFERING TIME : After the first 15 minutes until the broadcast lasted. None

## MUNICIPIO SANTIAGO DE CUBA

POPULATION : 437,959  
PROVINCIAL RANK : (1) of the total of 9 Municipalities  
PERCENTAGE (Provincial Population) : 45.23%

SOURCE : Cubans arrivals March 28 through 31  
LOCATION : Santiago de Cuba.  
DATE : March 28 through 31  
RECEPTION TIME : Early Rising Hours

RECEPTION QUALITY : Very Good\* (with Variable Interference)

ELAPSED BROADCASTING TIME : Approximately 30 Minutes to 2 hours

INTERFERENCE : Variable  
ELAPSED INTERFERING TIME : After the first 15 minutes until the broadcast lasted.